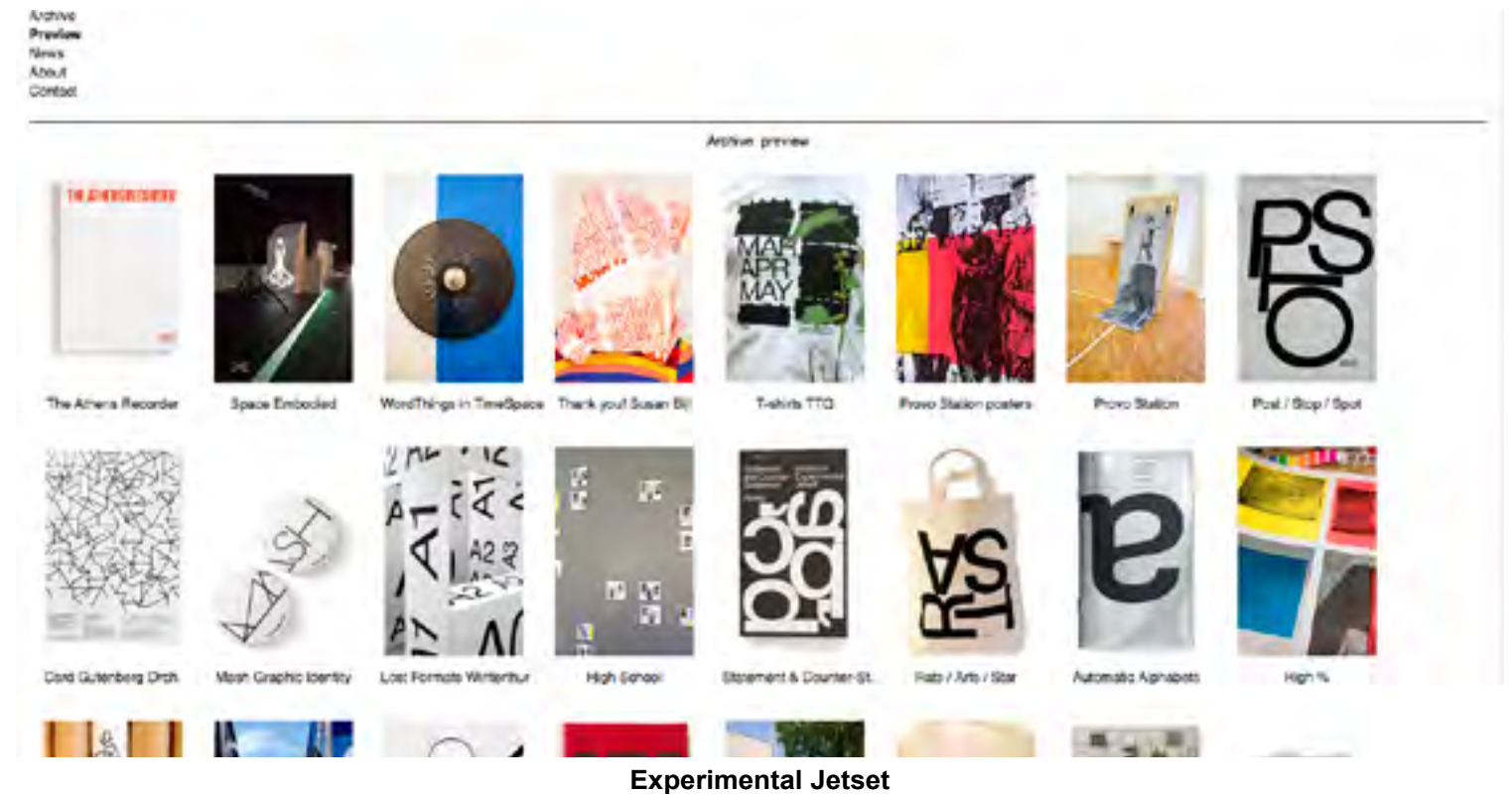


PROJECT ARCHIVE

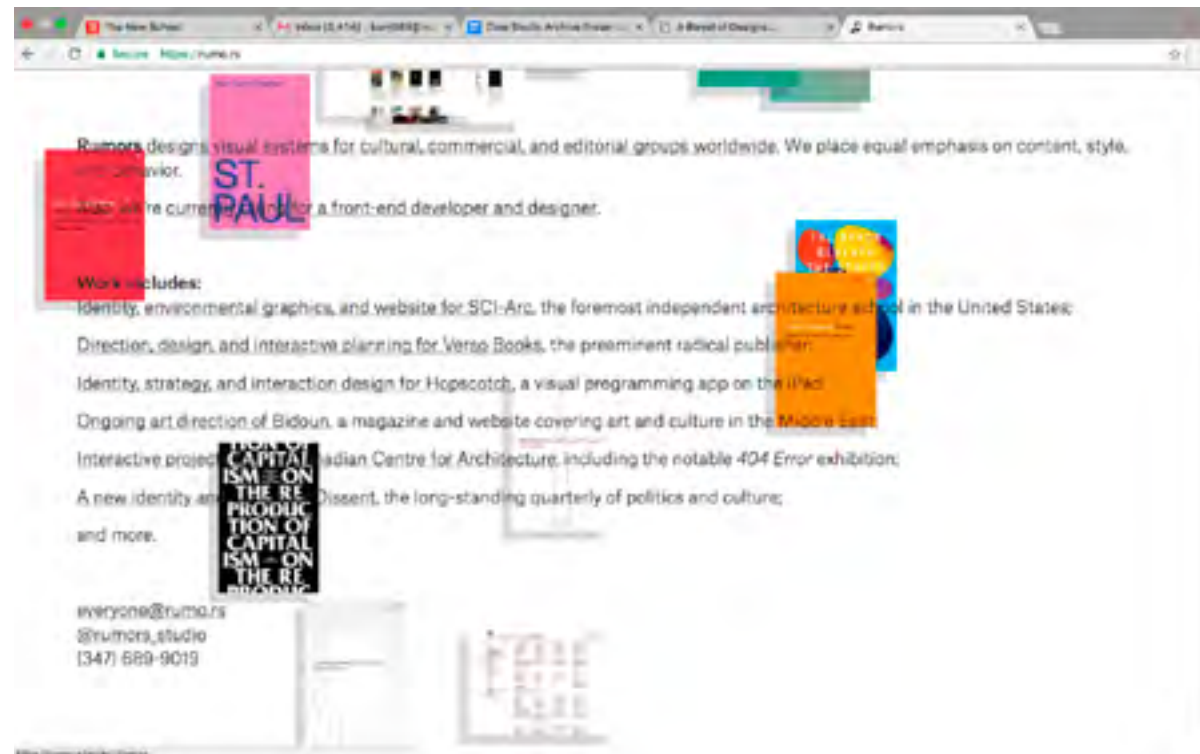
THE BEGINNING



Introduction

I am still discovering what I want my project archive to look like. But, I am really inspired by the archive of Experimental Jetset. I liked that resource a lot because the user could switch between the names of the design work and the images of the projects.

INSPIRATION



Rumors



Convolution, Issue 1

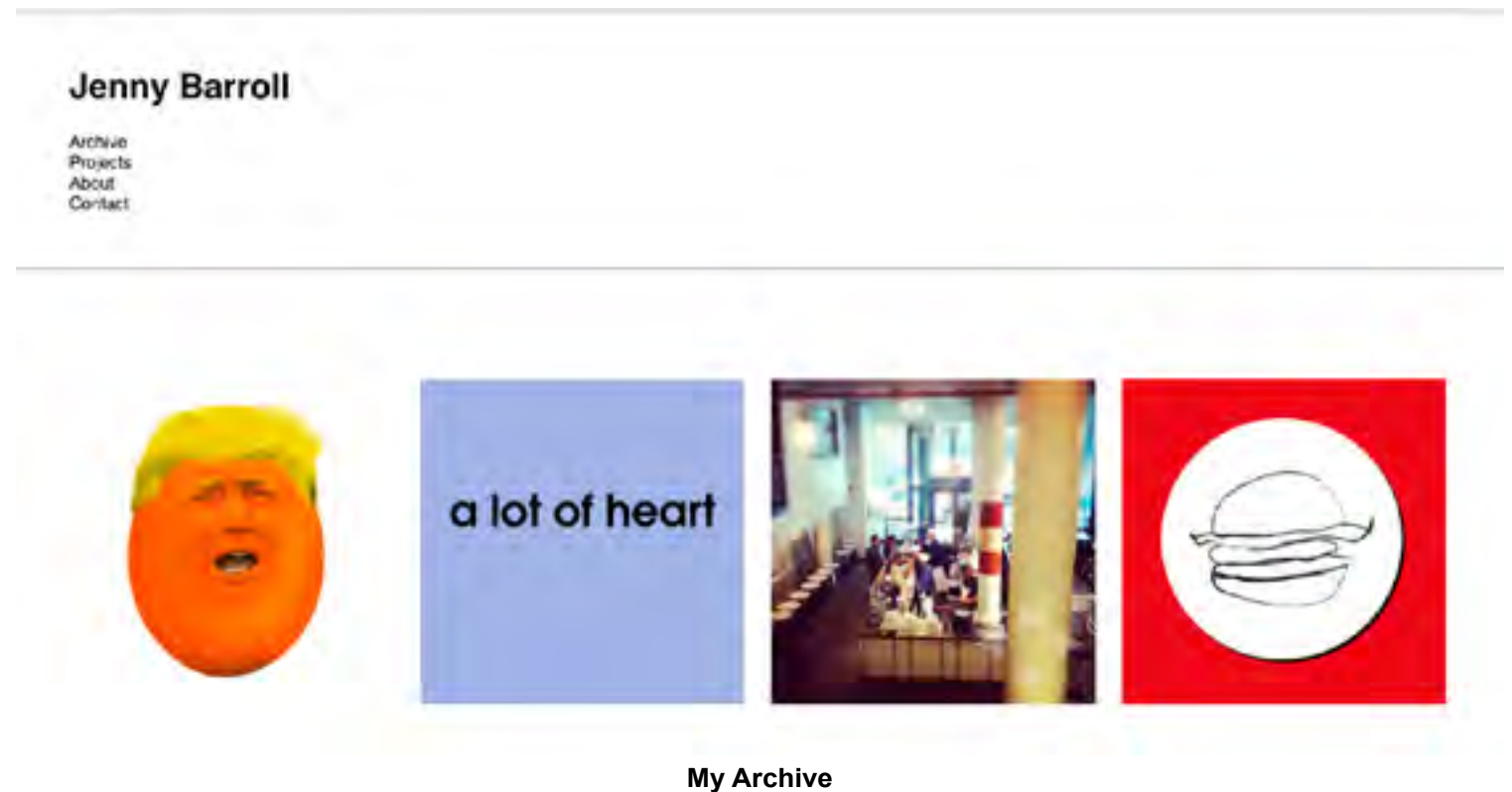
Michael Gallagher

2 of 9

Websites Worth the Click

Experimental Jetset, Michael Gallagher and The Rumors websites are great design resources for displaying work. The Rumors website is interesting because the user can see the work by hovering over the names of the designs. While, Michael Gallagher's website acts like an interactive resume and portfolio.

MY DESIGN PLAN



The Design Map

After looking at those excellent archives, I came up with my own plan for my website. The first was to create a consistent design system throughout, the second is to allow the user to switch between the names of the projects and the images on the home page. Lastly, I would like to make my archive interactive.

THE WALK THROUGH

Jenny Barroll

Archive
Projects
About
Contact



The Project Archive

A Simple Website

← Home

Simple Website

The goal of this project was to create a simple website using a limited number of HTML tags. It also had to be based on something that happened in the past ten days. My simple website is inspired by politics and my feelings on the current administration. Check it out!

HUMPTY DUMPTY SAT ON A WALL,



Project 1

Website Steps

The user starts out on my archive homepage. They have the option of either looking at the images of the design projects or seeing the names of them by clicking the *archives button*. The user can also click on the project pages by simply clicking on the image itself.

THE WALK THROUGH II

Evocative HTML

← Home

Evocative HTML

For this design assignment the objective was to make an interactive website using HTML only. This project is inspired by my interest in art galleries and influential women. Check it out!



Project 2

Remote Local

← Home

Remote Local

This responsive project is meant to give the feeling of what it is like to be inside City Bakery. Imagine, going into a cafe and seeing balloons, whacky art installations, a chocolate room and yet being relaxed and surrounded by all this good food. I wanted the user to feel like they were playing an old video game when they are on their desktop. Check it out!



Project 3

Continued Steps

From there, the user has to click the home button to return home and then they can click the other project images. On the home page, the user sees a background color when they hover over the project's name when the archive link is activated.

THE WALK THROUGH II

Jenny Barroll

Archive
Projects
About
Contact

Simple Website

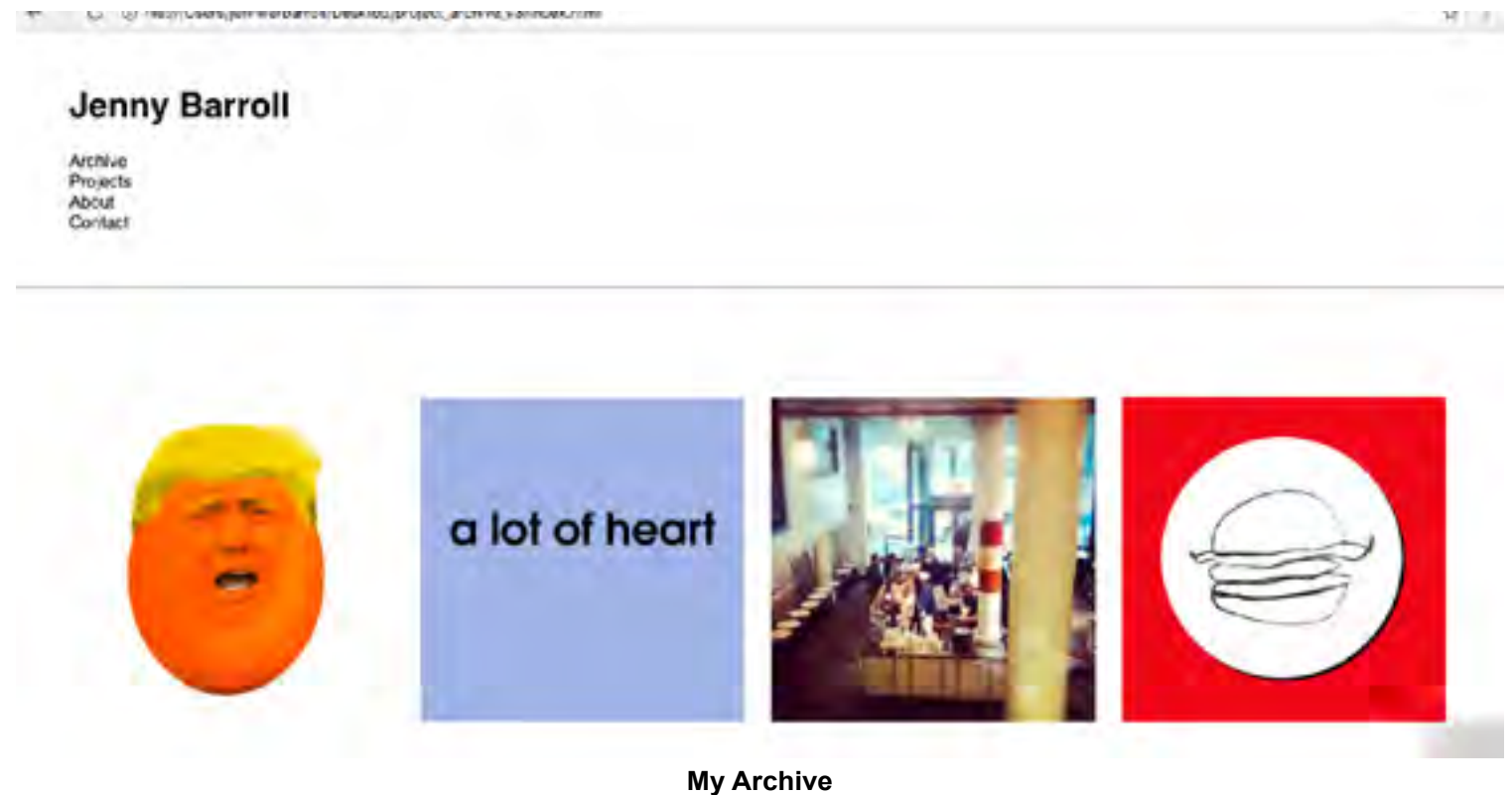
Evocative HTML

Remote Local

Collection

Archive Hovered State

WHAT'S NEXT



Conclusion & Thoughts...

After speaking with Michael Wolf, I realized that before I jump into coding, I need to make design and functionality goals. That is what I did for my edited Project Archive. I am much happier with the results. I am still thinking of adding more image views for the other pages. But, so far, so good.